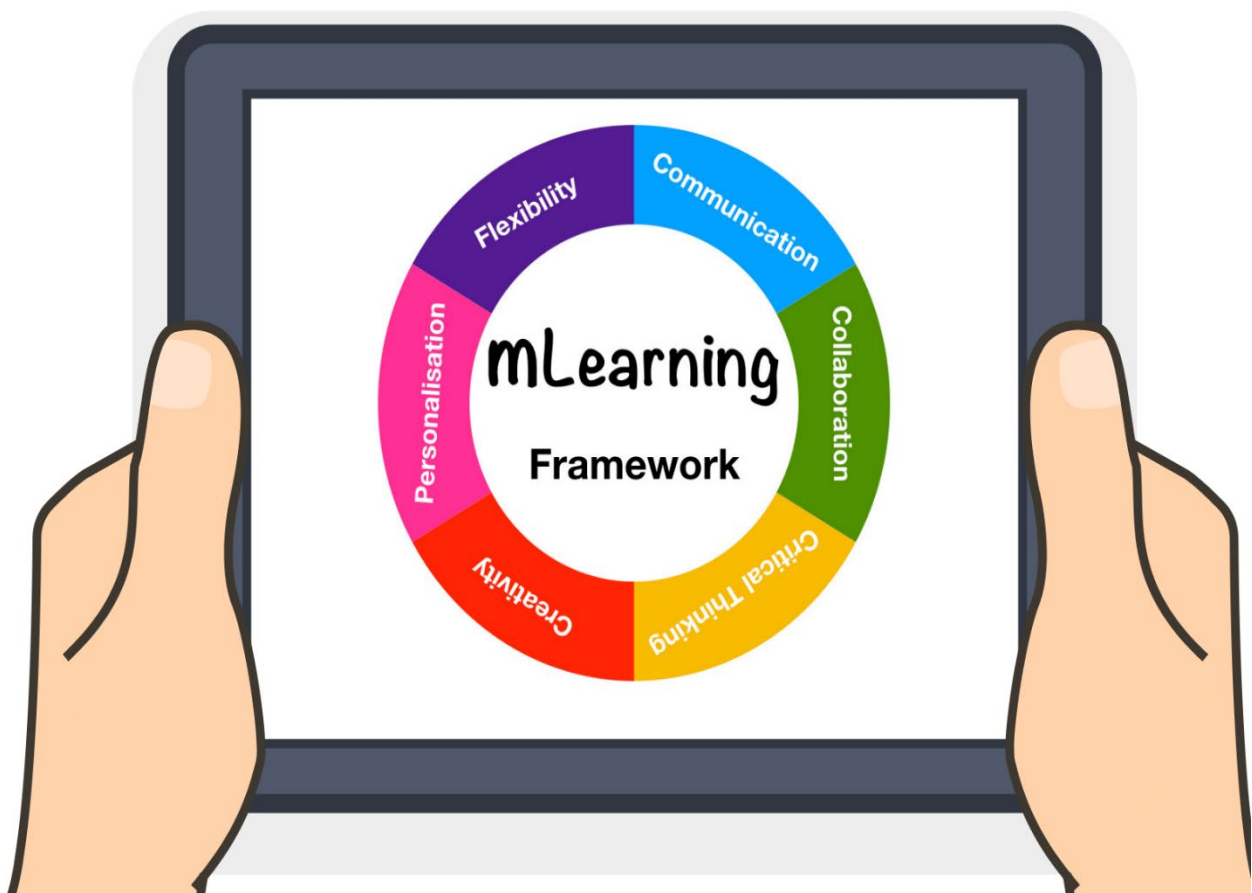


2026 mLearning Support Document

At Peregrin Spring State School, we use technology and iPads as a learning tool that will empower students to cultivate 21st-century skills, fostering innovative thinking, collaboration, and digital literacy, while preparing them for the dynamic challenges of tomorrow's learning landscape. This handbook serves to inform parents about the school's guidelines, resources, educational approaches, empowering them to support their children's responsible and effective use of technology, fostering consistency in digital learning practices between school and home environments. It also provides links to resources and tips to assist with troubleshooting information. The most current version of this handbook will always be available on the school [website](#).



What is mLearning?

The 'm' in *mLearning* stands for mobile. *mLearning* is learning anywhere at any time and focuses on the mobility of the learner interacting with portable technologies. Peregian Springs State School utilises the term mLearning to encompass the overall framework of technology use throughout the school. As part of the mLearning framework iPads are seen as a key aspect.



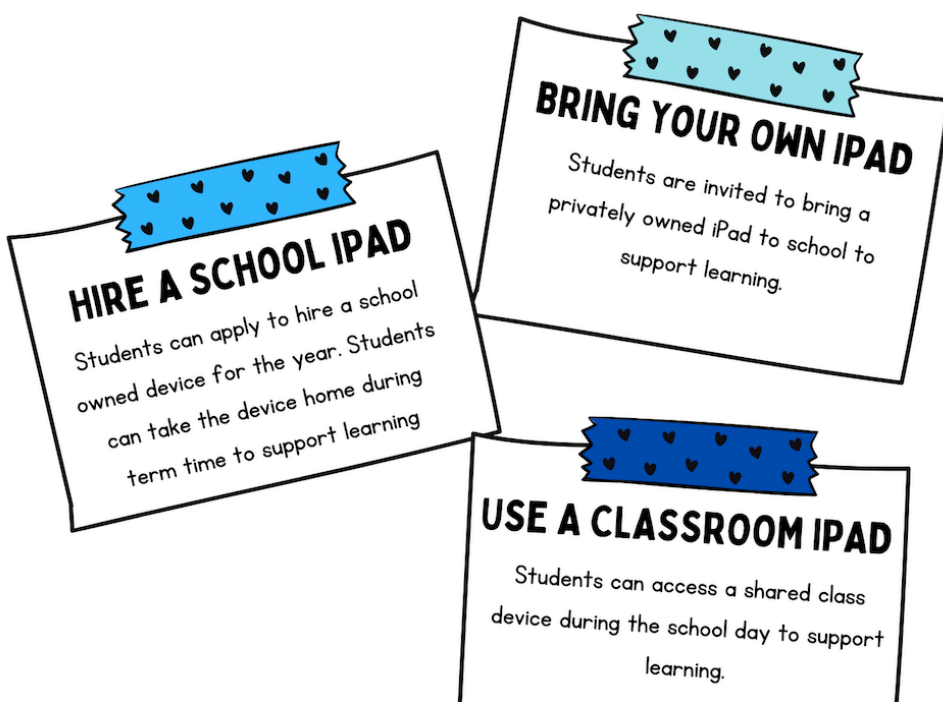
ICT in the Australian Curriculum

ICT (Information and Communication Technology) is integrated throughout the Australian Curriculum across all learning areas. The General Capabilities within the Australian Curriculum, notably the ICT capability, foster students' understanding and application of digital technologies. This capability is interwoven across subject areas, encouraging students to use ICT effectively, responsibly, and ethically. Additionally, the Technologies learning area explicitly focuses on technological advancements, innovation, and the development of solutions through practical and creative problem-solving. Teachers at PSSS utilise technology and iPads as a tool to meet the needs of the Australian Curriculum.

Using iPads across Prep – Year 6

The decision to implement iPads as the exclusive Bring Your Own (BYO) device option within our school program stems from a strategic focus on creating a cohesive and standardised learning environment. By adopting iPads as the sole BYO option, we aim to streamline and optimise the educational experience for our students. This approach enables a consistent platform for educational apps, resources, and software, fostering a unified learning ecosystem. Furthermore, iPads offer a versatile and user-friendly interface, enhancing student engagement and providing a familiar, yet dynamic, tool for learning. Standardising with iPads not only simplifies technical support and maintenance but also facilitates a more cohesive approach to curriculum delivery and student collaboration.

Student iPad Pathways



The school provides families with the flexibility to select the iPad access pathway that suits their child's learning journey and the needs of their individual family. It is always a family's decision as to which pathway best meets their needs. The school has three different pathways for families to consider:

- Bring your own iPad
- Hire a school iPad
- Use a classroom iPad

The table on the next page explains each option in more detail.

Bring Your Own iPad		Hire a School iPad		Use a Classroom iPad	
About	Students are invited to bring a privately owned iPad to school to support learning.	About	Students can apply to hire a school owned device for the year. Students can take the device home during term time to support learning.	About	Students can access a shared class device during the school day to support learning.
Advantages	<ul style="list-style-type: none"> Customise your iPad including screentime, downtime and parental controls Store and retain documents and photos from year to year Access iPad throughout the year Add additional apps for school and home Choose your own cover 	Advantages	<ul style="list-style-type: none"> School Apps already uploaded onto device iPad can be taken home to complete assignments and homework tasks Individual use of an iPad during class Customise iPad accessibility and functionality Apply for additional Apps to be added to iPad to support school work 	Advantages	<ul style="list-style-type: none"> School Apps already uploaded onto device iPad is at school for student use
Cost	Device Cost Cost of Apps Cost of iPad cover	Cost	\$100 per year	Cost	Nil
Access to Device	Students will have unlimited access to their device.	Access to Device	Students will have access to the device during term times both at home and at school.	Access to Device	Students will have access to a shared device during the school day as needed.
Links to support	PSSS mLearning Website Device Specifications Getting your device ready for school Enrolling in InTune Year Level App Lists Family Sharing Parental Controls	Links to support	PSSS mLearning Website SRS iPad Trial Information Expression of Interest in the program	Links to support	PSSS mLearning Website

PSSS ICT Agreement

An ICT (Information and Communication Technology) agreement establishes a set of commitments for students and parents regarding the responsible use and care of technology devices, particularly iPads, within the educational environment. This agreement reflects a comprehensive set of guidelines ensuring the safety, security, and appropriate use of the iPad at school. Students commit to responsibilities such as maintaining the device in good condition, using it primarily for educational purposes, following safety measures (like carrying it in a secure case and walking with it carefully), adhering to internet safety protocols, reporting any issues immediately, and ensuring content appropriateness. Parents, on the other hand, commit to supporting their child's device usage by maintaining the device, discussing usage standards, supervising and understanding their child's interactions and notifying the school of any concerns. Both parties agree to use approved communication channels, engage in cyber safety education, and collaborate in fostering a safe and respectful technological learning environment at school and at home.

STUDENT ICT AGREEMENT

PARENT COMMITMENT



AGE APPROPRIATE MATERIAL



- I understand that the school would prefer all Apps that are not requested for learning are stored in a folder labelled 'Home Apps'.
- I understand that all Apps and content on a student device needs to be age appropriate.
- I understand that social media accounts such as, but not limited to Facebook, Instagram, Tik Tok and Snapchat are not recommended for primary aged students and should not be installed on student devices.

READY FOR LEARNING

- I understand that the school uses the departmental filtering systems for emails and internet.
- I understand that staff will monitor iPad use at school including using the 'Classroom App'.
- I understand that the school will be using devices at school to support learning.
- I will download the year specific school App list onto my child's iPad and enrol into Intune using information provided by the school.
- I understand that the school recommends that student iPads be set up using 'Family Sharing' and 'ScreenTime' and not to use a parent Apple ID or credit cards details.
- I will support my child to keep the device clean and have adequate storage for learning.
- I will maintain the device in good working order.



USE OF DEVICES AT HOME



- I will discuss with my child and establish standards to follow when using their iPad at home.
- I will spend time with my child getting to know how they use their iPad for learning.
- I will stay informed with Cybersafety information through school communications and information sessions.

NOTIFICATION

- I will encourage my child to notify me of any messages or material which they receive that are inappropriate, rude or worries them.
- I know students can use PSSS Concern to notify the school of incidents of bullying or concerning behaviours online.
- I will contact the school if I have concerns in regards to ICT use and online behaviours of students.
- I will aim to give all necessary messages in the morning before school, including how they are being picked up in the afternoon. I understand that students can not access messages on their device while at school.
- I will use approved school communication channels during the school day including emailing and phoning the school office staff for any last minute changes.



DEVICE SAFETY



- I will ensure student's iPad is clearly labelled and record the serial number in a secure location
- I will organise a safe case/cover for student iPad to assist with protection.
- I understand that student's are responsible for using and storing their device safely at school.

BE SAFE BE RESPONSIBLE BE RESPECTFUL BE COURTEOUS

STUDENT ICT AGREEMENT

USE OF BYO AND SCHOOL DEVICES



GENERAL USE



- I will bring my fully charged iPad to school each day inside its case/cover.
- I will hold my iPad with two hands when carrying it and will walk with it at all times.
- I will ensure my iPad is kept in my school bag on my trip to and from school.
- I will keep food and drinks away from my iPad at school.
- I will immediately report any accidents or breakages to my family and teachers.
- I will only take photos and record sound and video when granted permission.
- I will follow all staff directions in relation to the use of my iPad
- I will regularly clean my iPad and case.
- I will be mindful of my posture when using my iPad and monitor my own screen time.

CONTENT AND LEARNING

- I will use my iPad to support my learning.
- I will have the necessary Year Level School Apps downloaded and updated.
- I will ensure all content is appropriate and all non-school apps are saved in a folder labelled 'Home Apps'
- I will use printing in an environmentally responsible manner.
- I will be mindful of copyright laws including plagiarism and music.
- I permit my teachers and family to monitor my use and content on my iPad.
- I will ensure there is adequate free storage available on my device ready for learning.
- I am responsible to ensure my iPad is backed up.
- I will turn off apps at school that will disrupt my learning such as Messenger and Facetime.



SAFETY AND SECURITY



- Whilst at school, I will only connect my iPad to the school filtered Internet service.
- I will use the internet to support learning activities.
- I will only use my school email account for mail related to my learning.
- Messaging, communication, file transfer and airdrop may only be used for educational purposes as directed by the teacher.
- I will be safe when working online and will not reveal name, personal details and images unless authorised by my teacher or family.
- Use of the school name, logo or uniform must positively impact the school.
- I will keep secure my account names and passwords and not share them with anyone else.
- I am responsible for the security and use of my iPad while at PSSS. Lockable storage will be provided in each classroom for students to secure their iPad.

NOTIFICATION

- I will notify my teacher or parent of any messages or material which I receive that is inappropriate, rude or worries me.
- I will disclose to my teacher or parent any accidental access to inappropriate material.
- I know I can use PSSS Concern to notify the school of incidents of bullying or concerning behaviours online.



USE OF SCHOOL ICT RESOURCES



- I understand that I may not have access to a class iPad if I accidentally leave my device at home.
- I will use ICT resources at school to support my learning in a safe and respectful manner.
- I will report any breakages or problems to a teacher immediately

BE SAFE BE RESPONSIBLE BE RESPECTFUL BE COURTEOUS

Online Consent

Use of department approved cloud, web-based services and App are used to support curriculum delivery at Peregrin Springs State School. Mathletics, SeeSaw and Mathseeds are examples of some of these services. In our school's approach to technology use, ensuring online consent is fundamental. We adhere to legal requirements, including obtaining explicit consent from families for the use and disclosure of personal information. Consent is necessary upon enrolment and as a school we choose to renew this consent on an annual basis, early in Term 1. Online consent form is in your QParents account. Occasionally classes may choose to use a new service during the year and specific consent will be sent to families regarding this.

The school takes a number of precautions when creating student logons for these services, these include:

- Supplying the least amount of personal information required to create an account.
- When entering the student's name, we choose to use the students first name and if a last name is required, we use the house name e.g., 'Scott Tornado'
- The use of Peregrin Springs State School has been minimised to PSSS where possible.
- No photos of students are uploaded in creating a profile.
- Students are asked to use avatars, fictional characters or a persona when interacting within a website such as Kahoot.
- If an email address is required, student's school email address will be used to register.

Cyber safety and PSSS Concern

Department of Education maintains strict filters on all school networks across the state. All teachers closely supervise all computer and iPad usage in the classroom and guide students as to where they can go on the Internet. Teachers implement the school's Cyber Safety Program across all year levels. Part of this program teaches students what to do if they feel unsafe on the Internet, including how to screenshot offensive material. It also pays specific attention to the sharing of personal information online. Annually the school offers educational workshops for families around Cyber safety, device use and parental controls. Information is also regularly shared in Springs Snapshot or through year level emails.


In Years 4 – Year 6 students also have access to our PSSS Concern ICT reporting site, if they have concerns about cyber bullying or other unsafe online behaviours they may experience. PSSS Concern is an electronic form to report online concerns or online bullying that students have for themselves or others.

In addition, the eSafety Commissioner also provides a suite of resources, helping families to have safer, more positive experiences online. In particular, there is a [parent page](#) which provides advice for parents and carers. eSafety commission also has mechanisms to [report](#) online behaviour.

PSSS CONCERN



<http://bit.ly/PSSSConcern>



Level 1
Is that OK?

Concerns: There are some interesting things happening here.

Example: You think some students are sharing pirated downloaded music with each other at school.

Solutions: The level of concern is about raising awareness.



Level 2
Something is wrong

Concerns: You've seen it and you want it to stop. You don't feel comfortable confronting the person involved.

Example: Two boys have the password to another student's account and are taking control or hacking into their account remotely.

Solutions: We will verify that the incident has occurred, check the level of damage and then decide what to do.



Level 3
It's really bad

Concerns: Don't really know how bad it is but pretty sure help is needed, you're afraid someone might get hurt.

Example: A video has shown up on social media of a PSSS student being bullied and physically abused by another student.

Solutions: We will verify that the incident has occurred. Then we will provide support for the persons of concern.

Additional Support



If you have a technology question and would like some technical assistance please don't hesitate to email: Techadmin@peregrinspringsss.eq.edu.au